

MARY WALLIS

EDIE GLASS CHANDELIER
MODEL: ED.08.01



Shown in: Satin nickel with grey glass

MATERIALS:

Hand-beveled glass & machined brass

AVAILABLE METAL FINISHES:

Brushed brass, vintage brass, oil-rubbed bronze & satin nickel

AVAILABLE GLASS COLORS:

Clear, white, bronze & grey

LAMPING:

(x8) E12 Sockets 110V / (x8) E14 Sockets 220V
Maximum fixture wattage 320W
Bulbs included

DIMMABLE:

Yes

WEIGHT:

25 lbs

DIMENSIONS:

35"H x 20"Ø

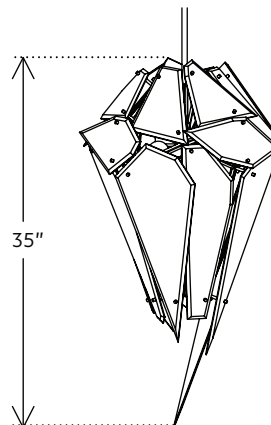
CANOPY:

0.25"H x 5"Ø

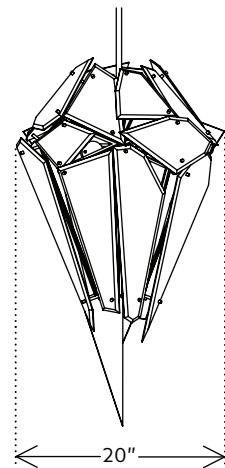
STEM:

36" (72" available upon request)

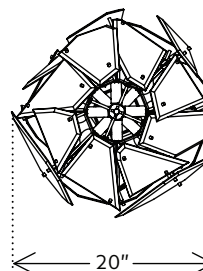
FRONT



SIDE



TOP



MARY WALLIS STUDIO

BY APPOINTMENT | 526 W 26TH ST #707 | NEW YORK NY 10001
www.marywallis.com | info@marywallis.com | +1 646 580 8135