

# MARY WALLIS

EMPIRE GLASS CHANDELIER  
MODEL: EM.08.01



*Shown in: Brushed brass with white glass*

## MATERIALS:

Hand-beveled glass & machined brass

## AVAILABLE METAL FINISHES:

Brushed brass, vintage brass, oil-rubbed bronze & satin nickel

## AVAILABLE GLASS COLORS:

Clear, white, bronze & grey

## LAMPING:

(x8) E12 Sockets 110V / (x8) E14 Sockets 220V  
Maximum fixture wattage 320W  
Bulbs included

## DIMMABLE:

Yes

## WEIGHT:

30 lbs

## DIMENSIONS:

26"H x 20"Ø

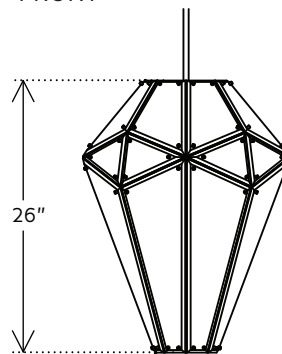
## CANOPY:

0.25"H x 5"Ø

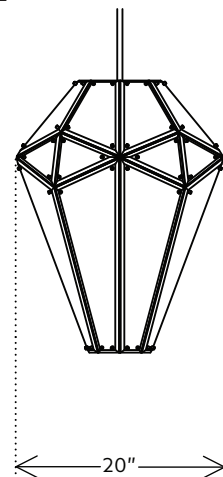
## STEM:

36" (72" available upon request)

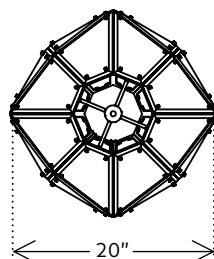
## FRONT



## SIDE



## TOP



MARY WALLIS STUDIO

BY APPOINTMENT | 526 W 26TH ST #707 | NEW YORK NY 10001  
www.marywallis.com | info@marywallis.com | +1 646 580 8135